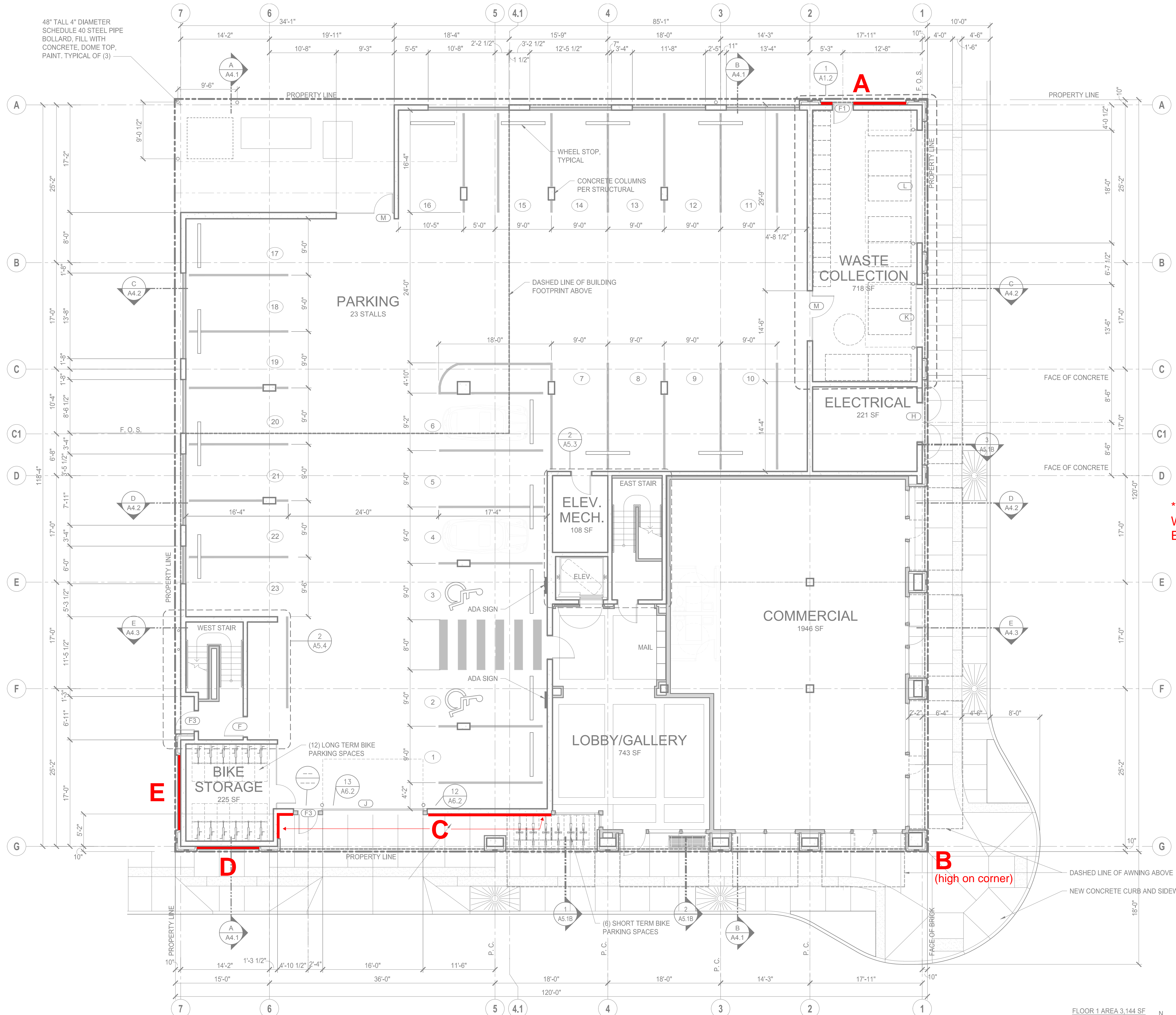
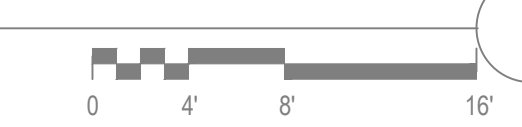


48" TALL 4" DIAMETER SCHEDULE 40 STEEL PIPE BOLLARD. FILL WITH CONCRETE. DOME TOP. PAINT. TYPICAL OF (3)



1 PLAN - FLOOR 1
SCALE: 1/8" = 1'-0"

FLOOR 1 AREA 3,144 SF



GENERAL NOTES

- DIMENSIONS TO FACE OF STUDS UNLESS NOTED OTHERWISE NOTED.
- SEE CIVIL DRAWINGS AND ENLARGED PLANS FOR ADDITIONAL INFORMATION.

PLAN LEGEND


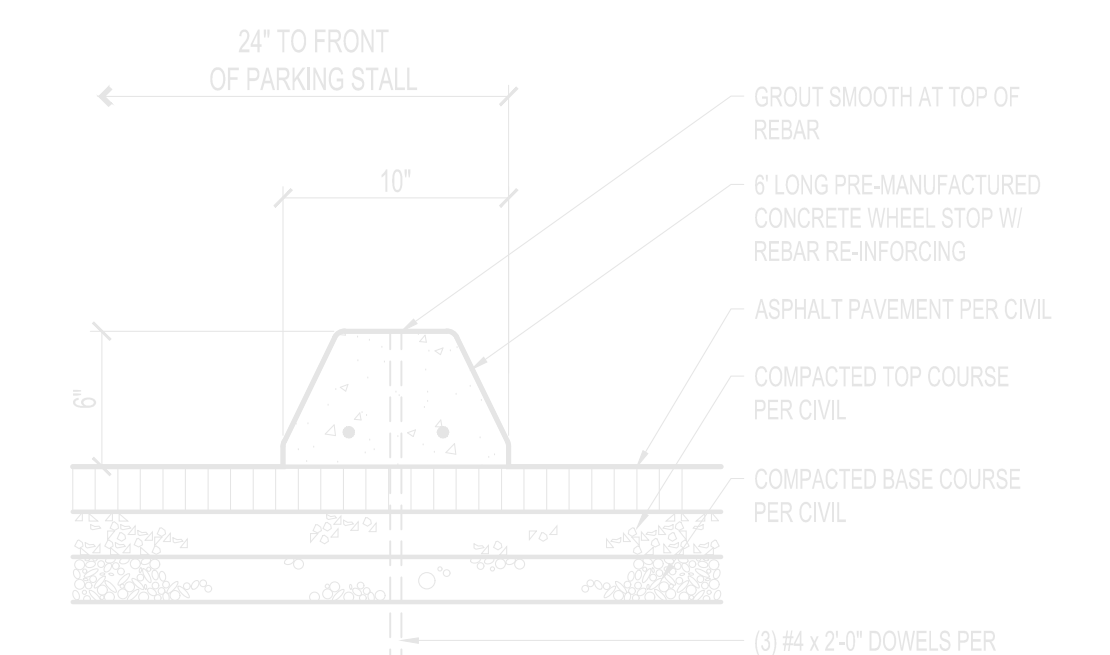
- WOOD WALLS. SEE STRUCTURAL DRAWINGS AND ENLARGED PLANS FOR CONSTRUCTION ASSEMBLY CALL OUTS.
- SECTION MARKER. NUMBER BELOW INDICATES PAGE WHERE SECTION CAN BE FOUND, NUMBER ABOVE INDICATES THE SECTION LOCATION ON THE PAGE.
- DETAIL MARKER. NUMBER BELOW INDICATES PAGE WHERE DETAIL CAN BE FOUND, NUMBER ABOVE INDICATES THE DETAIL LOCATION ON THE PAGE.
- MATCHLINE. SEE PARTIAL ENLARGED PLANS
- INDICATES TYPE 'A' ACCESSIBLE LIVING UNIT OR ACCESSIBLE PARKING SPACE.
- DOOR CALL OUT. SEE DETAILS ON SHEET A8.1
- P. C. PILASTER CENTERLINE
- TREE GRATE
- PARKING STALL NUMBER MARKER

****LETTERS IN RED INDICATE POTENTIAL ART WORK LOCATIONS, SEE SITE PLAN AND ELEVATIONS FOR ADDITIONAL INFORMATION.**

3 SITE - PARKING MARKINGS



2 SITE - WHEEL STOP



Urban Olympia 4
ANNIE'S ARTIST FLATS
OLYMPIA, WASHINGTON

PROJECT NUMBER: 1515
BUILDING PERMIT
OCTOBER 09, 2017

**ART LOCATIONS
FLOOR PLANS -
LEVEL 1**

A2.1

All material herein constitutes the original and unpublished work of the architect and may not be used, duplicated, or disclosed without the written consent of the architect. Copyright © 2017 by Thomas Architecture Studio. All rights reserved.